



Patent Pending

All Ages

www.ivthingie.com

the iv thingie™

The hip hep cover-up. Great for casts & crutches too!

the **iv**
thingie™

All Ages

hides the scary!

We hope this Thingie makes you smile
And forget about your IV for awhile!

Handmade with Love —
100% Nordic Fleece™ or Winter Fleece™

- SM (INFANT) MED (CHILD 2-7YRS/CRUTCHES)
 LG (8 YRS - ADULT) XL CASTS/SPLINTS

WASH GENTLE & WARM • RINSE COLD
TUMBLE DRY LOW HEAT • REMOVE PROMPTLY

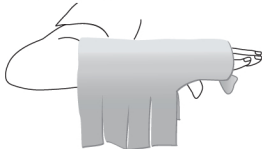
MADE IN U.S.A.



Directions

Step 1

Place your four fingers through opening, leaving thumb free.



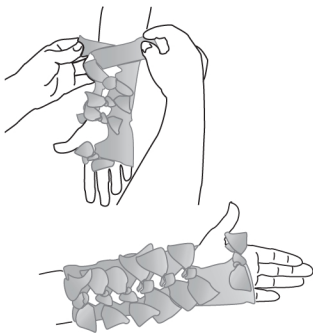
Step 2

Adjust fabric so the tied knot rests in the middle of your palm. If knot is too tight or too loose, you may untie and retie to suit.

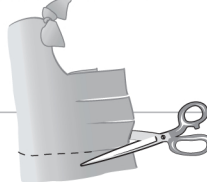


Step 3

A second person can tie each pair of strips twice to secure. You may now slip the Thingie on and off without untying strips.



If Thingie is too long, fold in half with knot at the top. Line up strips and cut excess material from the bottom. If already tied, you can trim the knots as desired. You may also tuck it in to shorten.



For crutches, place the Thingie over the top rubber piece, just as you would your hand. Then tie the strips around the bottom to secure in place.

